

**PLEASE CHECK WWW.MOLEX.COM FOR LATEST PART INFORMATION**

**Part Number:** [0015388057](#)  
**Status:** **Active**  
**Overview:** [cgrid\\_sl\\_products](#)  
**Description:** 2.54mm (.100") C-Grid SL™ Single Row, Female, Version C Receptacle, 5 Circuits

**Documents:**

[3D Model](#) [Product Specification PS-70430 \(PDF\)](#)  
[Drawing \(PDF\)](#) [RoHS Certificate of Compliance \(PDF\)](#)

**Agency Certification**

CSA LR19880  
 UL E29179

**General**

Product Family FFC/FPC Connectors  
 Series [70430](#)  
 Overview [cgrid\\_sl\\_products](#)  
 Product Name SL™

**Physical**

Circuits (Loaded) 5  
 Color - Resin Black  
 Contact Position N/A  
 Durability (mating cycles max) 25  
 Entry Angle Vertical  
 Flammability 94V-0  
 Material - Metal Phosphor Bronze  
 Material - Plating Mating Tin  
 Material - Plating Termination Tin  
 Material - Resin Polyester Alloy  
 Number of Rows 1  
 Orientation Vertical  
 PCB Retention None  
 Packaging Type Tube  
 Pitch - Mating Interface (in) 0.100 In  
 Pitch - Mating Interface (mm) 2.54 mm  
 Plating min: Mating (µin) 150  
 Plating min: Mating (µm) 3.75  
 Plating min: Termination (µin) 75  
 Plating min: Termination (µm) 1.875  
 Polarized to PCB No  
 Stackable Yes  
 Temperature Range - Operating -40°C to +105°C  
 Termination Interface: Style IDT or Pierce  
 Wire/Cable Type FFC/FPC

**Electrical**

Current - Maximum per Contact 1A, 2A  
 Voltage - Maximum 250V

**Material Info**

Old Part Number 70430-0039

**Reference - Drawing Numbers**

Product Specification PS-70430  
 Sales Drawing SDA-70430-0036-0059

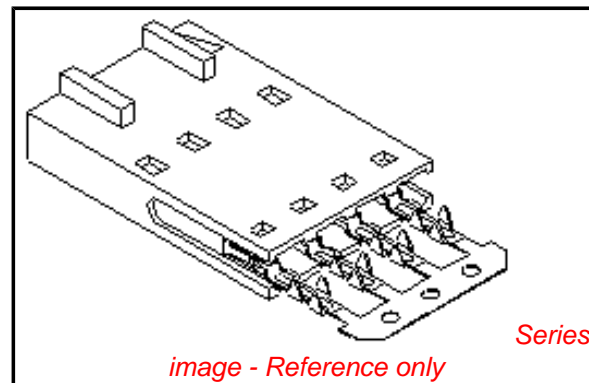


image - Reference only

**EU RoHS**

**ELV and RoHS  
 Compliant  
 REACH SVHC  
 Not Reviewed  
 Halogen-Free  
 Status**

**China RoHS**



**Need more information on product  
 environmental compliance?**

Email [productcompliance@molex.com](mailto:productcompliance@molex.com)  
 For a multiple part number RoHS Certificate of Compliance, [click here](#)

Please visit the [Contact Us](#) section for any non-product compliance questions.

**Search Parts in this Series**

[70430Series](#)

**Mates With**

70544, 70546 straight and 70554, 70556 right angle polarized headers

**Application Tooling | FAQ**

*Tooling specifications and manuals are found by selecting the products below. Crimp Height Specifications are then contained in the Application Tooling Specification document.*

**Global**

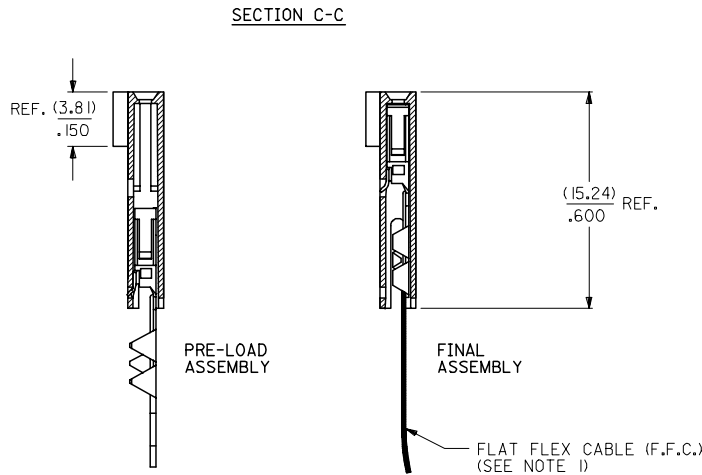
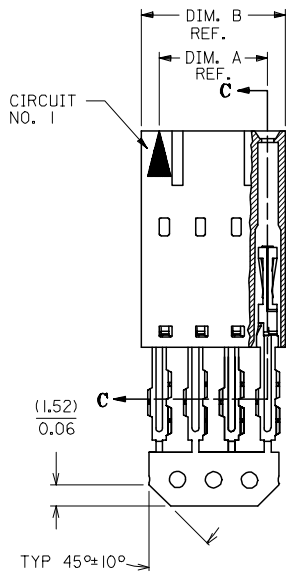
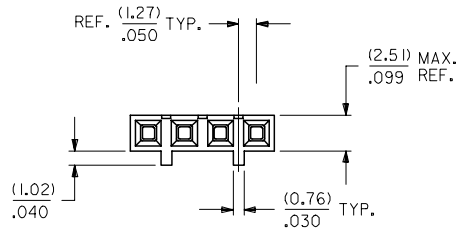
Description	Product #
Manual Ribbon Cable Cutter Hand Tool	<a href="#">0638170100</a>
Tool Kit for Standard Manual Press FFC	<a href="#">0622007400</a>
Standard Manual Press for FFC	<a href="#">0622007800</a>
TM-42™ FFC and SL™ Termination Kit	<a href="#">0622018700</a>

TM-42™ FFC and 0622020800  
SL™ Press and  
Termination Kit for  
110v applications

This document was generated on 05/27/2010

**PLEASE CHECK [WWW.MOLEX.COM](http://WWW.MOLEX.COM) FOR LATEST PART INFORMATION**

"C" - OPTION



NOTES:

- 1) PRE LOADED ASSEMBLY TO BE USED WITH (0.30)/.012 MAX. THICK FLAT FLEX CABLE WITH (1.57)/.062 WIDE COPPER CONDUCTORS ON (2.54)/.100 CENTERS OR, (0.13)/.005 - (0.28)/.011 THICK MYLAR WITH (1.02)/.040 - (1.65)/.065 WIDE SILVER INK CONDUCTORS ON (2.54)/.100 CENTERS.
- 2) STANDARD PACKING PER PK70873-0001 SHALL BE USED.
- 3) SEE CHART FOR CIRCUIT SIZES, 'A' AND 'B' DIMENSIONS.
- 4) TWO (2) CIRCUIT ASSEMBLIES SUPPLIED AS GROUPED PAIRS.
- 5) PART MATES WITH (0.64)/.025 SQ. PINS, (8.13)/.320 TO (5.08)/.200 LONG ON (2.54)/.100 CENTERS.
- 6) REFER TO SDA-70430-\*\*\*\* (SHEET 3) FOR MINOR VARIATIONS TO 'G' OPTION HOUSINGS.
- 7) PARTS CONFORM TO CLASS B OF COSMETIC SPECIFICATION PS-45499-002.

HOUSING MATERIAL: GLASS FILLED POLYSTER, UL 94V-0.  
 TERMINAL MATERIAL: PHOSPHOR BRONZE.  
 PLATING: TIN - .000150 MINIMUM TIN OVER  
 .000050 MINIMUM NICKEL PLATE.

CONTACT PLATING	COLOR CODE
TIN	NONE
15 GOLD	YELLOW
30 GOLD	RED

CKT. SIZE	EDP. NO.	ENG. NO.	A	B
2	015-38-8027	70430-0036	(2.54) .100	(5.05) .199
3	015-38-8037	70430-0037	(5.08) .200	(7.59) .299
4	015-38-8047	70430-0038	(7.62) .300	(10.13) .399
5	015-38-8057	70430-0039	(10.16) .400	(12.67) .499
6	015-38-8067	70430-0040	(12.70) .500	(15.21) .599
7	015-38-8077	70430-0041	(15.24) .600	(17.75) .699
8	015-38-8087	70430-0042	(17.78) .700	(20.29) .799
9	015-38-8097	70430-0043	(20.32) .800	(22.83) .899
10	015-38-8107	70430-0044	(22.86) .900	(25.37) .999
11	015-38-8117	70430-0045	(25.40) 1.000	(27.91) 1.099
12	015-38-8127	70430-0046	(27.94) 1.100	(30.45) 1.199
13	015-38-8137	70430-0047	(30.48) 1.200	(32.99) 1.299
14	015-38-8147	70430-0048	(33.02) 1.300	(35.53) 1.399
15	015-38-8157	70430-0049	(35.56) 1.400	(38.07) 1.499
16	015-38-8167	70430-0050	(38.10) 1.500	(40.61) 1.599
17	015-38-8177	70430-0051	(40.64) 1.600	(43.15) 1.699
18	015-38-8187	70430-0052	(43.18) 1.700	(45.69) 1.799
19	015-38-8197	70430-0053	(45.72) 1.800	(48.23) 1.899
20	015-38-8207	70430-0054	(48.26) 1.900	(50.77) 1.999
21	015-38-8217	70430-0055	(50.80) 2.000	(53.31) 2.099
22	015-38-8227	70430-0056	(53.34) 2.100	(55.85) 2.199
23	015-38-8237	70430-0057	(55.88) 2.200	(58.39) 2.299
24	015-38-8247	70430-0058	(58.42) 2.300	(60.93) 2.399
25	015-38-8257	70430-0059	(60.96) 2.400	(63.47) 2.499

ADD TOLERANCES FC NO: UCP2007-2849 DRAWN: JORGAN 2007/05/18 CHKD: MS BARRA 2007/05/21 APPR: SMILLER 2007/05/21	QUALITY SYMBOLS ▽=0 ▽=0	GENERAL TOLERANCES (UNLESS SPECIFIED)		DIMENSION STYLE MM/IN		SCALE 4:1	DESIGN UNITS INCH	THIRD ANGLE PROJECTION																	
		<table border="1"> <thead> <tr> <th></th> <th>mm</th> <th>INCH</th> </tr> </thead> <tbody> <tr> <td>4 PLACES</td> <td>± .010</td> <td>± .0004</td> </tr> <tr> <td>3 PLACES</td> <td>± .015</td> <td>± .0005</td> </tr> <tr> <td>2 PLACES</td> <td>± 0.25</td> <td>± .010</td> </tr> <tr> <td>1 PLACE</td> <td>± 0.38</td> <td>± .015</td> </tr> </tbody> </table>			mm	INCH	4 PLACES	± .010	± .0004	3 PLACES	± .015	± .0005	2 PLACES	± 0.25	± .010	1 PLACE	± 0.38	± .015	DRAWN BY RAS		DATE 1986/07/21	TITLE ASSEMBLY, CONNECTOR FFC FEMALE SINGLE ROW (2.54)/.100			
			mm	INCH																					
		4 PLACES	± .010	± .0004																					
3 PLACES	± .015	± .0005																							
2 PLACES	± 0.25	± .010																							
1 PLACE	± 0.38	± .015																							
ANGULAR ±1/2°		CHECKED BY WAZ		DATE 1986/07/21	MOLEX INCORPORATED																				
DRAFT WHERE APPLICABLE MUST REMAIN WITHIN DIMENSIONS		APPROVED BY MJM		DATE 1986/07/21	MATERIAL NO. SEE TABLE		DOCUMENT NO. SDA-70430-0036-0059	SHEET NO. 1 OF 1																	